

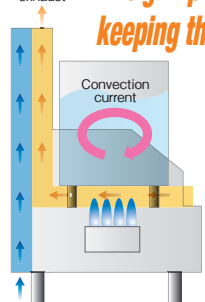


SUZUCHU Low Range

PATENTED

A big improvement in thermal efficiency contributes to energy-saving keeping the gas consumption low and realizes a powerful flame.

Combustion exhaust



- Exhaust gas evacuated along the back guard heats the backside of the pot and improves thermal efficiency.
- Moreover, the side guards and the front guard of trivet prevents combustion exhaust spreading out, reducing greatly radiant heat toward worker.



株式会社 涼厨 (Suzuchu)

"Suzuchu equipment"

is the certified gas appliances that are designed to resist heating up room temperature by exhausting intensively and insulating hot part to lower the radiant heat on the surface of equipment. Therefore, the temperature is kept low so you can touch and convert the work place much more comfortable and safer. ("Suzuchu" is a trademark and 「涼厨」 「涼」 is the registered trademark of Osaka Gas.)

MLO-067C

Joint development by
Tokyo Gas Co., Ltd.,
Osaka Gas Co., Ltd.,
Toho Gas Co., Ltd.
& Maruzen Co., Ltd.



Auto-ignition



※Please use stockpot of $\phi 390 \sim 510$ mm.

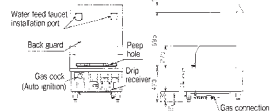


MLO-067GC

Joint development by
Tokyo Gas Co., Ltd.,
Osaka Gas Co., Ltd.,
Toho Gas Co., Ltd.
& Maruzen Co., Ltd.



Auto-ignition



※Please use stockpot of $\phi 390 \sim 510$ mm.

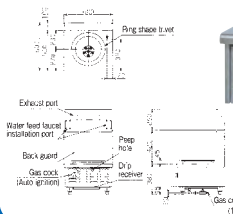


Compact types with depth 600mm are also available!

Equipped with a ring shape trivet which comes to a close contact with the bottom of the pot!
Exhaust gas goes straight to exhaust stack without spreading!

MLO-066B

Auto-ignition



※Please use stockpot of $\phi 360 \sim 390$ mm.

Cool Kitchen Low Range Specifications Table

Model	External dimension(mm)				Gas consumption		Gas connection	Water feed	Weight (kg)
	Width	Depth	Height	Back height	Town gas (13A only)	LP gas			
MLO-066B(L)(R) (Inner piping)	600	600	380	420	11.7kW (10,000kcal/h)	—	15A	15A	82
MLO-067C(L)(R) (Inner piping)	650	750	420	685	14.5kW (12,500kcal/h)	13.4kW (0.96kg/h)	15A	15A	95
MLO-067GC(L)(R) (Outer piping)	650	750	420	685	14.5kW (12,500kcal/h)	13.4kW (0.96kg/h)	15A	15A	98

■The letter L at the end of model name represents water supply pipe on the left, R represents water supply pipe on the right. The price increases by ¥22,000 (tax-excluded).